




# **FLYING TIGER LINE**

## **BOEING 707 FREIGHTER**

IN 1/144 SCALE

**MINICRAFT**  
**MODELS**

*Legends in the making*



One of the most famous combat units of all time was the Flying Tigers, formed by American volunteers to fight with the Chinese. Officially known as the AVG (American Volunteer Group), they were more easily identified by the tigers mouth decorations on the nose of their P-40 fighters.

Following the war, a group of the volunteer pilots formed a commercial airfreight company, intending originally to fly cargo along the west coasts of Mexico and the United States. However, it became evident that a transcontinental route would be more advantageous and fourteen surplus Navy RB-1 Conestoga freighters were bought to carry the loads.

The first Flying Tiger Line revenue flights took place early in 1945 when a load of grapes were shipped from Bakersfield, California to Atlanta, Georgia, followed by shipments of flowers and furniture across the country. Eventually, the Conestogas were

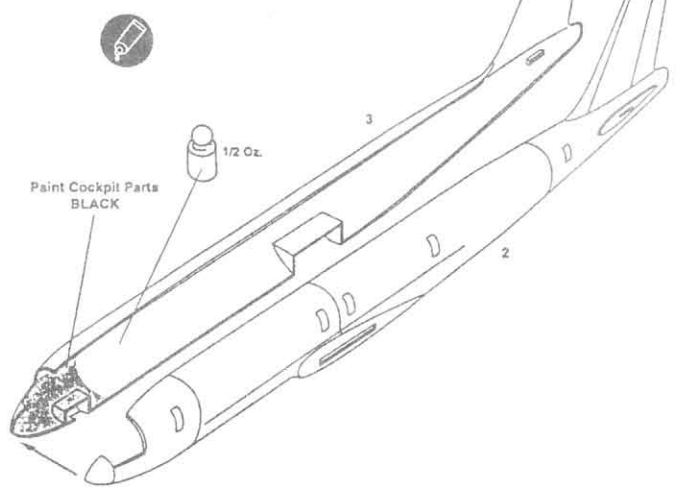
supplanted or replaced by Curtiss C-46 Commandos, Lockheed Constellations, and even a huge turboprop CL-44 with a tail which was hinged to swing aside to load cargo straight into the long fuselage.

In 1965, the Flying Tigers obtained their first jetliner, a Boeing 707, with a large cargo door mounted on the left side. On November 14, this plane, now named Pole Cat, began a flight from Burbank, California that carried it over both poles, setting eight World Records before returning to Burbank. Four years later, FTL was awarded the first scheduled transpacific freight route, and by 1977, the doors were opened to allow freight shipments to all 50 states, plus Puerto Rico and the Virgin Islands.

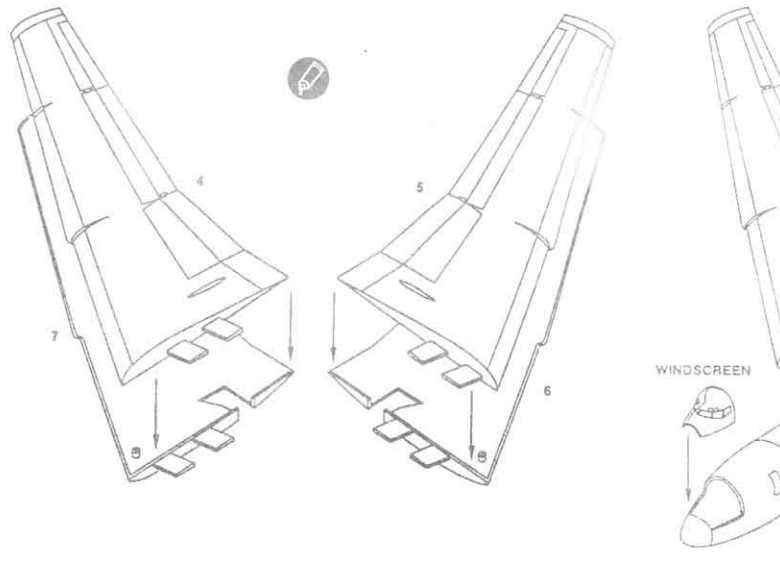
Serving along with the 707 were Douglas DC-8 and Boeing 747 freighters. In 1989, the Flying Tiger Line was absorbed into Federal Express.

- Cement  
Coller  
Wlazon  
Pegar  
Incollare  
Cola  
Kleven
- DO NOT Cement**  
Ne pas Coller  
Nicht Kleben  
No Pagar  
Non Incollare  
Nao Colar  
Niet Kleven
- Cut away  
Couper  
Schneiden  
Cortar  
Tagliere  
Cortar  
Snijden
- Optional parts**  
Choix  
Auswahlmoglichkeit  
Eleccion  
Scelta  
Opieze  
Keuze

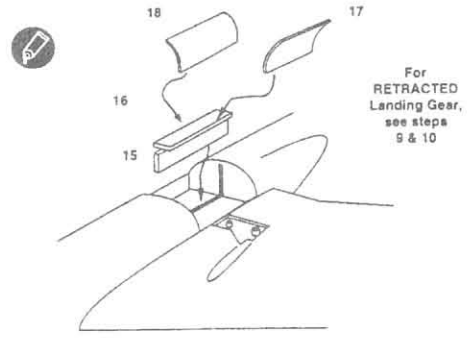
## 1 FUSELAGE ASSEMBLY



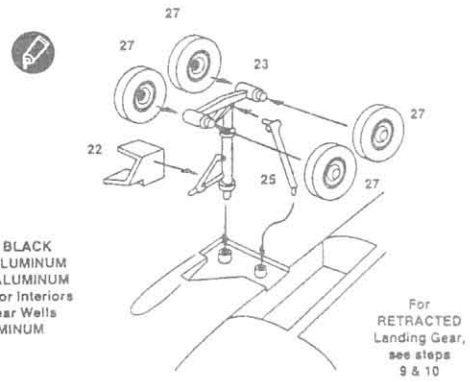
## 2 WING ASSEMBLY



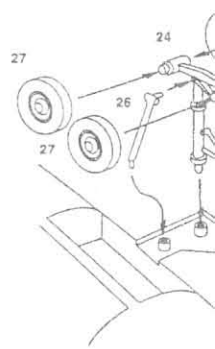
## 5 MAIN LANDING GEAR WELL



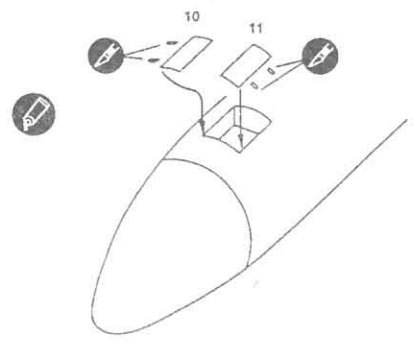
## 6 LEFT MAIN LANDING GEAR



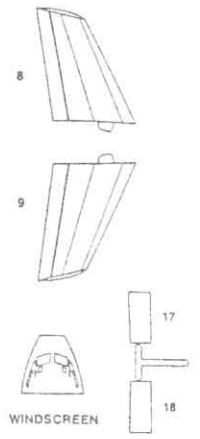
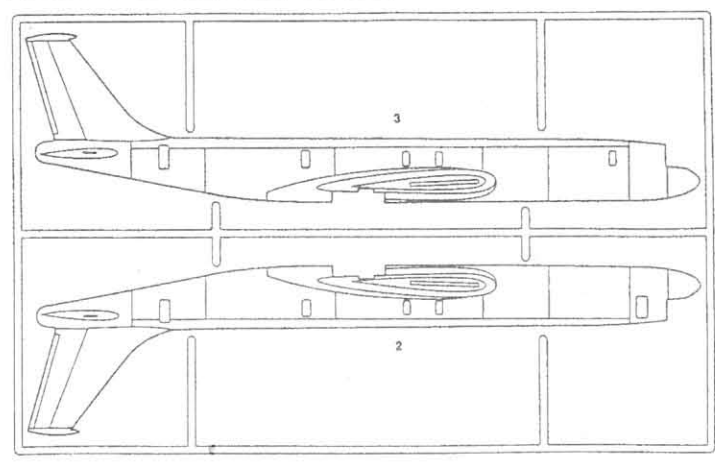
## 7 RIGHT MAIN LANDING GEAR



## 10 RETRACTED NOSE GEAR

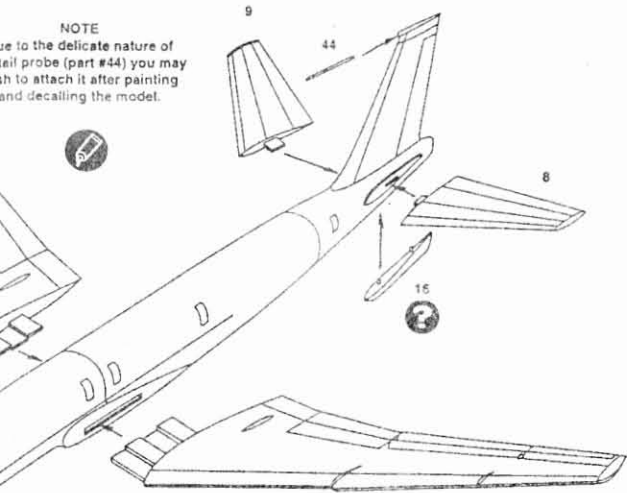


## PARTS LAYOUT DIAGRAM

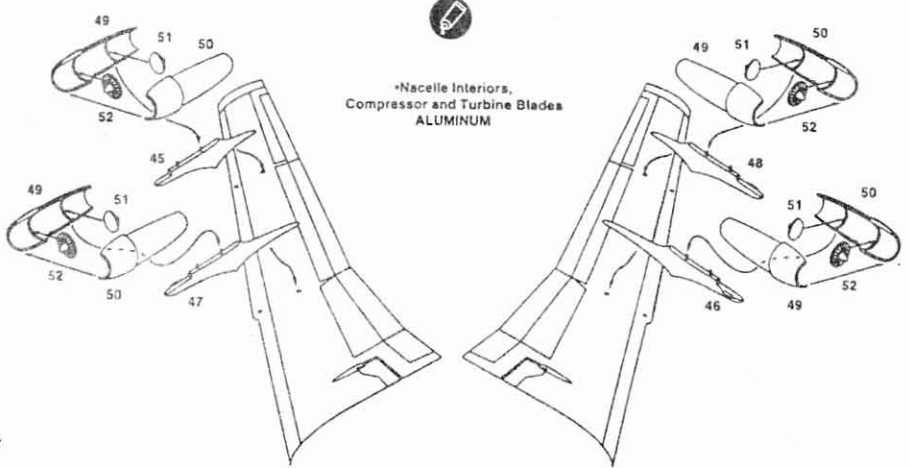


# WING / FUSELAGE / STABILIZERS

**NOTE**  
Due to the delicate nature of  
tail probe (part #44) you may  
wish to attach it after painting  
and decalling the model.



# 4 ENGINES / PYLONS



\*Nacelle Interiors,  
Compressor and Turbine Blades  
ALUMINUM

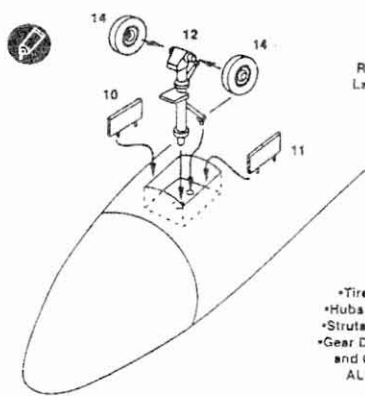
# LANDING GEAR



For  
RETRACTED  
Landing Gear,  
see steps  
9 & 10

\*Tires BLACK  
\*Hubs ALUMINUM  
\*Struts ALUMINUM  
\*Gear Door Interiors  
and Gear Wells  
ALUMINUM

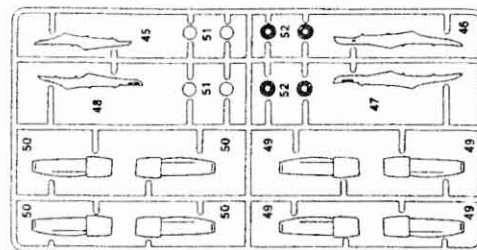
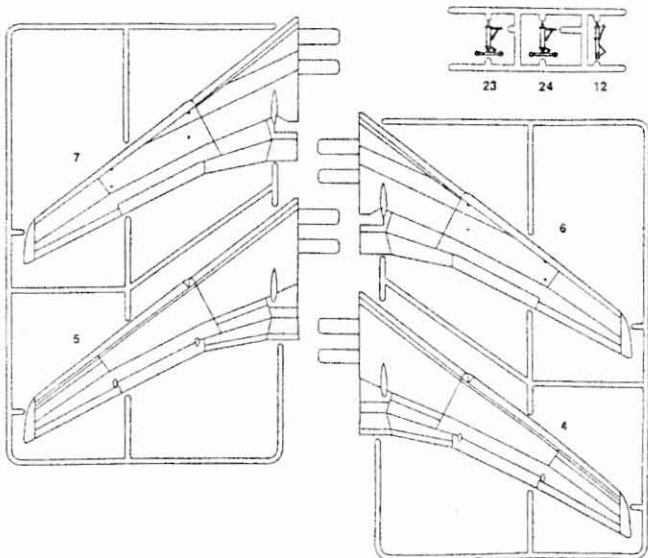
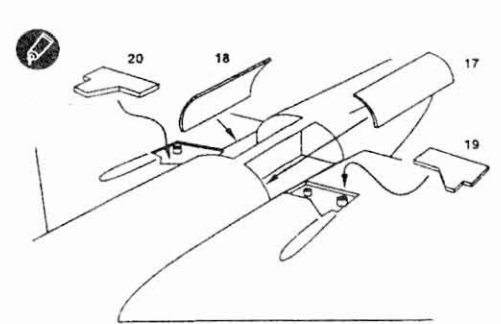
# 8 NOSE LANDING GEAR



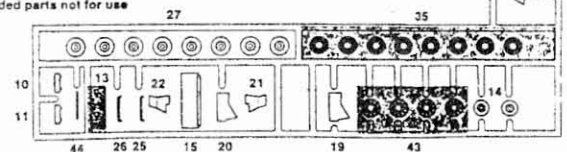
For  
RETRACTED  
Landing Gear,  
see steps  
9 & 10

\*Tires BLACK  
\*Hubs ALUMINUM  
\*Struts ALUMINUM  
\*Gear Door Interiors  
and Gear Wells  
ALUMINUM

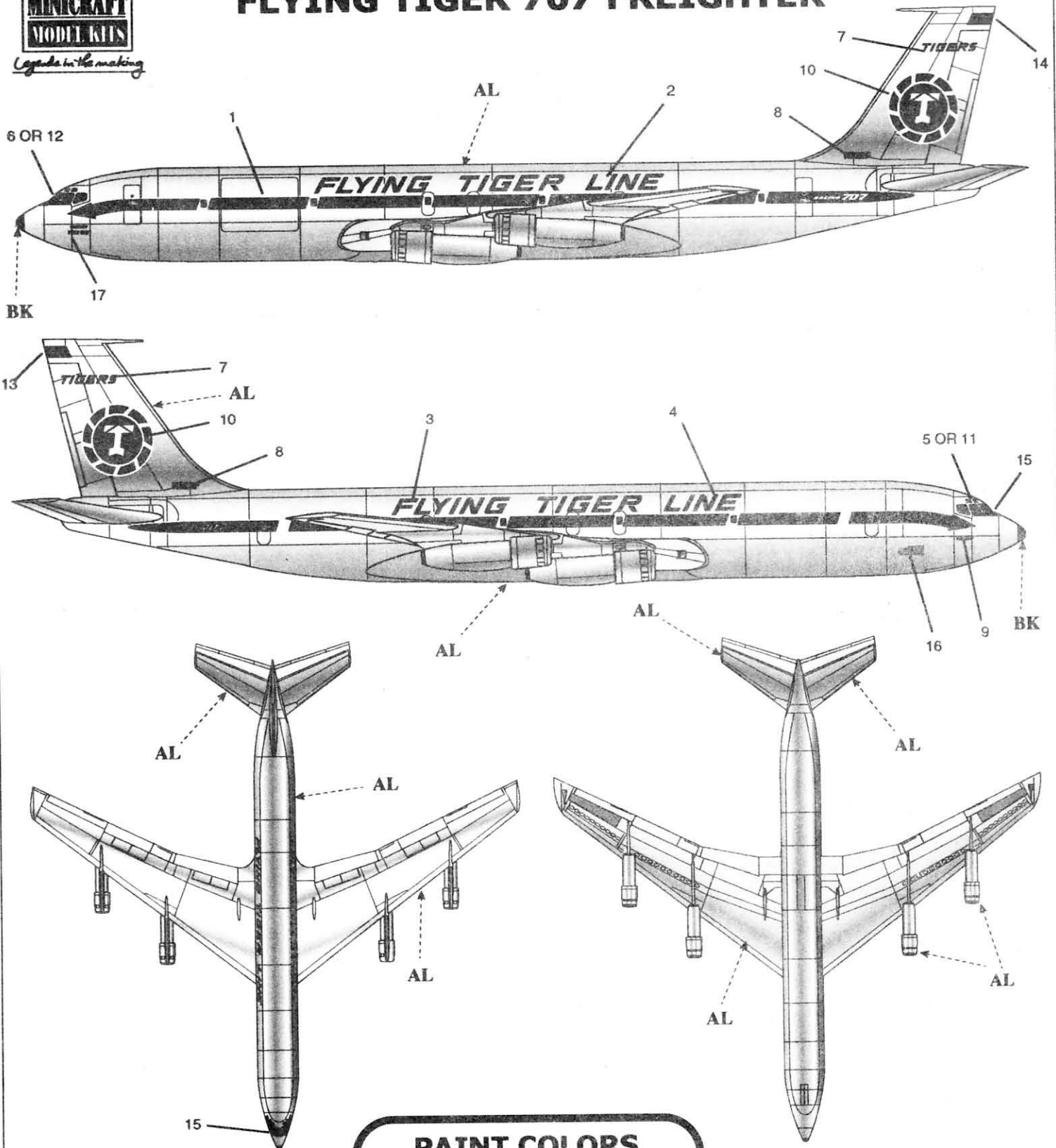
# 9 RETRACTED MAIN GEAR





Shaded parts not for use



# FLYING TIGER 707 FREIGHTER



**PAINT COLORS**

AL		ALUMINUM
BK		BLACK